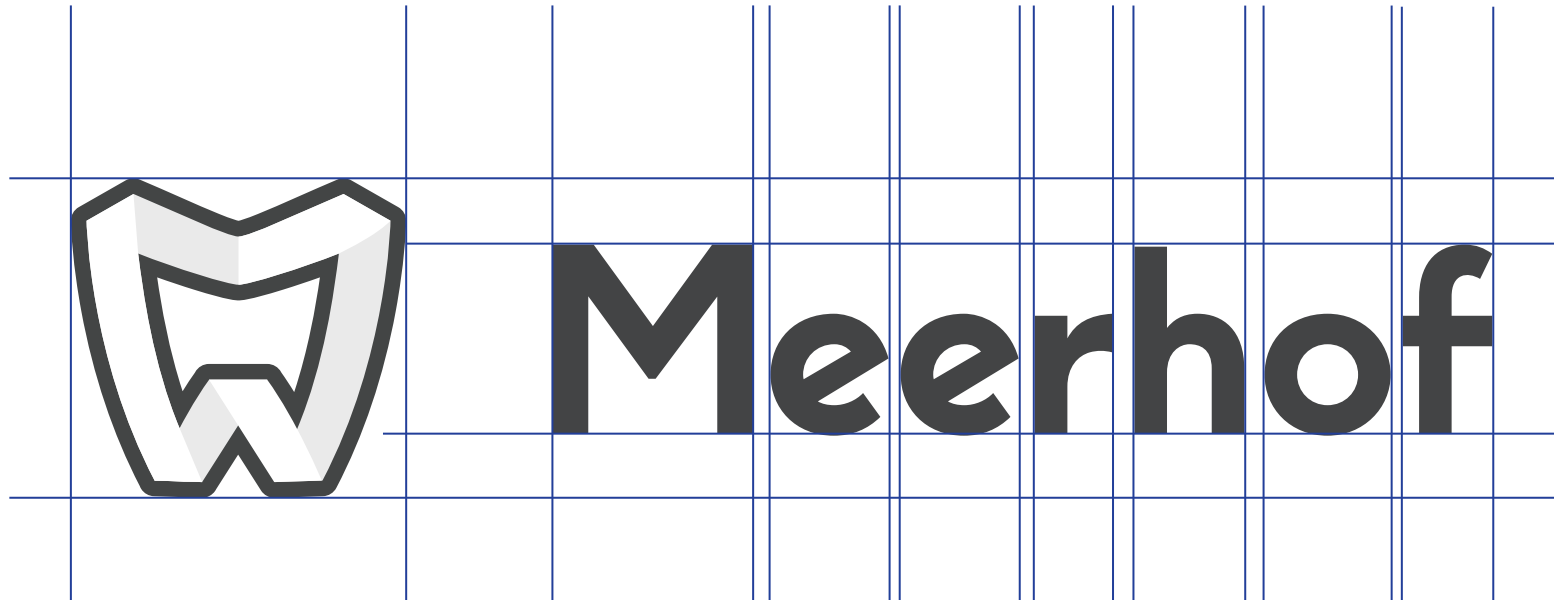




## Visual Identity



HEX: #444444

C: 67%  
M: 60%  
Y: 59%  
K: 44%

The basics of the Meerhof logotype (colored)



**Meerhof**



**Meerhof**




**Meerhof**



**Meerhof**

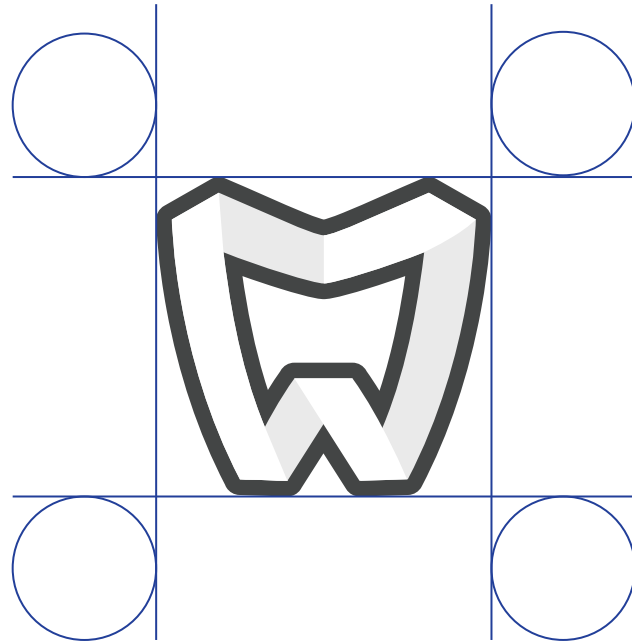


## Clear space & sizing



The minimum clear space is defined as **x**, measured by the space between the **logotype symbol** and the **M**. The minimum clear space of **2x** should always be applied.

Clear space & sizing



## Background colors & photos



Ideally the logo is to be used on a white background for maximum impact and clarity. When this is not possible, be sure to choose background colors or photos that provide sufficient contrast with the logo.

The basics of the Meerhof logotype (black & white)



**Meerhof**




**Meerhof**



**Meerhof**



**Meerhof**





**Meerhof**  
Dental Center



**Meerhof**  
Educational Center



**Meerhof**  
Dental Center



**Meerhof**  
Educational Center





**Meerhof**  
Dental Center



**Meerhof**  
Educational Center



**Meerhof**  
Dental Center



**Meerhof**  
Educational Center



**Meerhof**  
Dental Center



**Meerhof**  
Educational Center



**Meerhof**  
Dental Center



**Meerhof**  
Educational Center



**Meerhof**  
Dental Center



**Meerhof**  
Educational Center



**Meerhof**  
Dental Center



**Meerhof**  
Educational Center

Meerhof logotype vertical usage

 Meerhof

 Meerhof